

AstraZeneca



General Presentation
Half Year 2002

Q2 02 Financial results

	2002 \$m	2001* \$m	CER growth
Sales	4,382	4,099	+8%
Operating profit	1,064	996	+10%
EPS	\$0.45	\$0.41	+13%

*Restated to be on a consistent basis under FRS 19

Half Year 02 Financial results

	2002 \$m	2001* \$m	CER growth
Sales	8,803	8,090	+10%
Operating profit	2,361	2,051	+17%
EPS	\$1.00	\$0.86	+18%

*Restated to be on a consistent basis under FRS 19

Page 2



Sales by territory

	Q2 02		HY 02	
	\$m	% CER growth	\$m	% CER growth
USA	2,271	+7	4,719	+11
Europe	1,410	+5	2,805	+8
Japan	240	+23	412	+17
RoW	461	+13	867	+12

Page 3



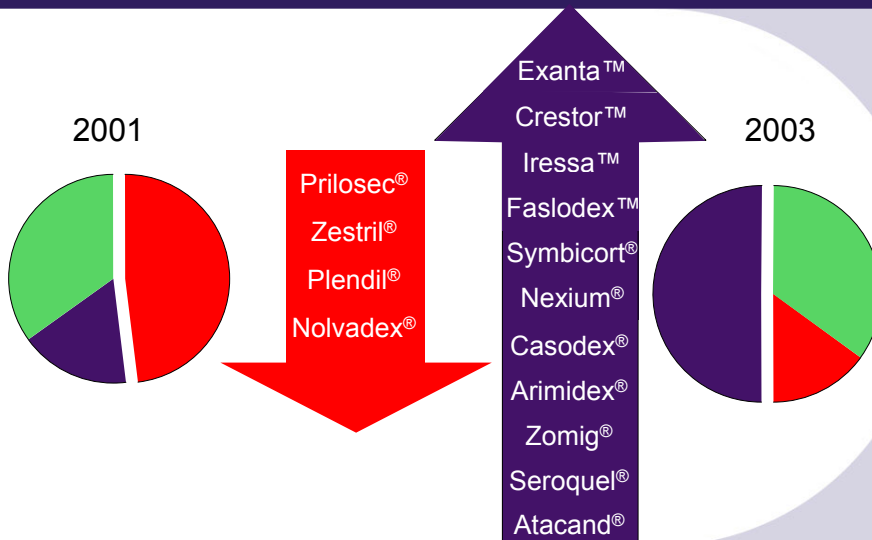
Sales by Therapeutic Area

	Q2 02		HY 02	
	\$m	% CER growth	\$m	% CER growth
GI	1,628	+14	3,215	+8
CV	902	-9	1,863	+3
Oncology	560	+10	1,088	+14
Respiratory	452	+10	898	+14
CNS	351	+38	787	+54
PAI/others	366	-3	713	-2

Page 4



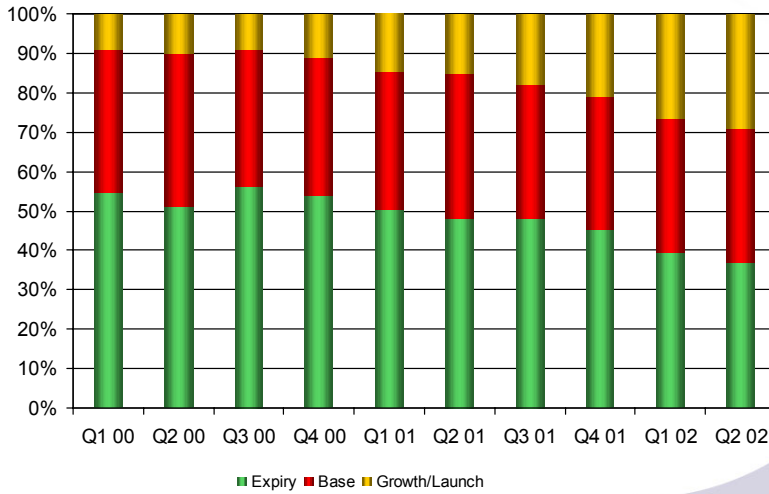
Portfolio transformation



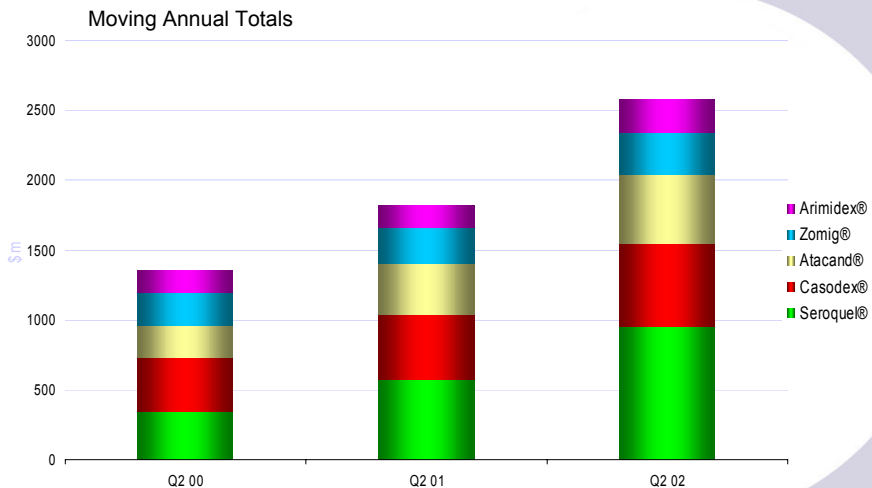
Page 5



Portfolio transformation

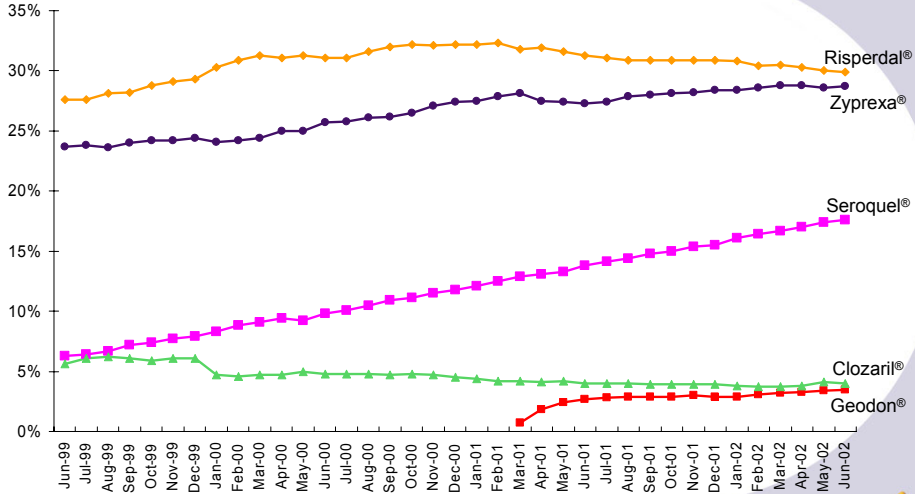


Drive the growth products



Seroquel®: US NRx in anti-psychotic market

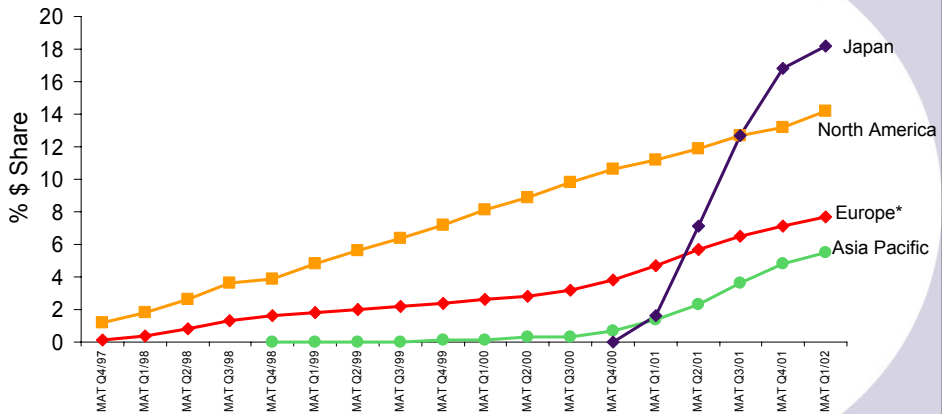
Market share



Source: IMS (NPA Plus) – Retail, Mail Order, and Long Term Care. June 2002 Data



Seroquel® cash market share by region



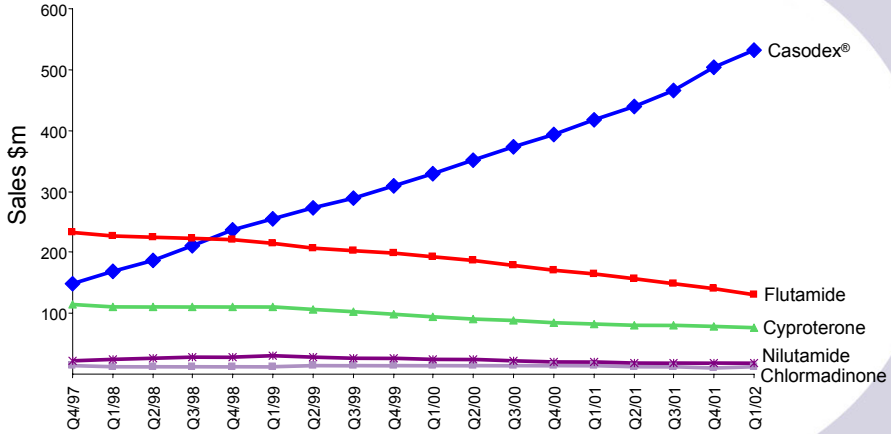
*Major launched markets (UK, Germany, Italy, Spain)

Source : IMS Health WinEI Q1/02 (Actual Exchange Rates) N5A1



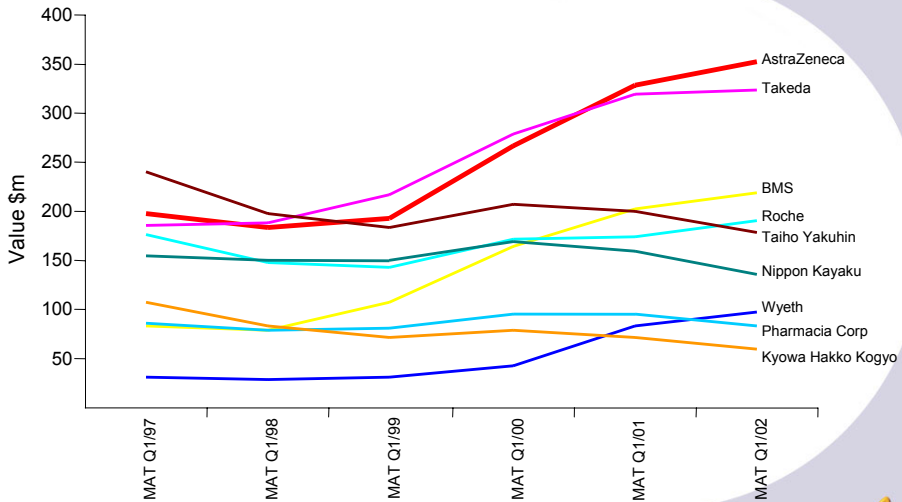
Casodex® performance

Casodex® global sales over time (Rolling MAT)



Source: IMS Health, MAT March 2002

AZ oncology performance in Japan



Source: IMS Health MAT Q1 2002, L1+L2 Total Anti-cancers

Atacand® milestones



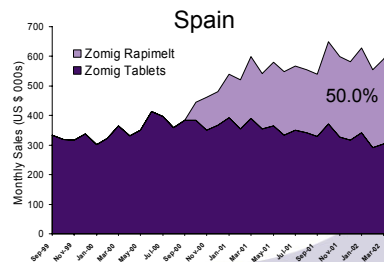
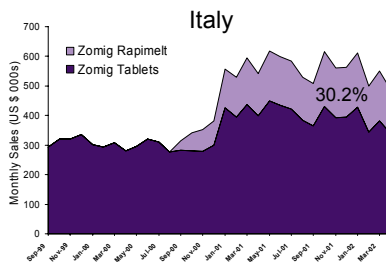
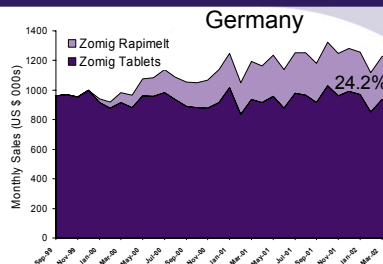
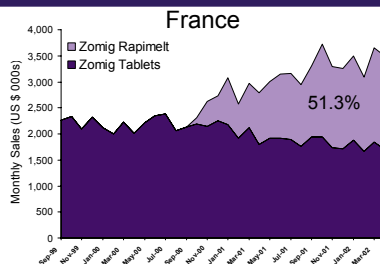
SCOPE results:

- ◆ statistically significant risk reduction in non-fatal stroke
- ◆ cognitive function maintained

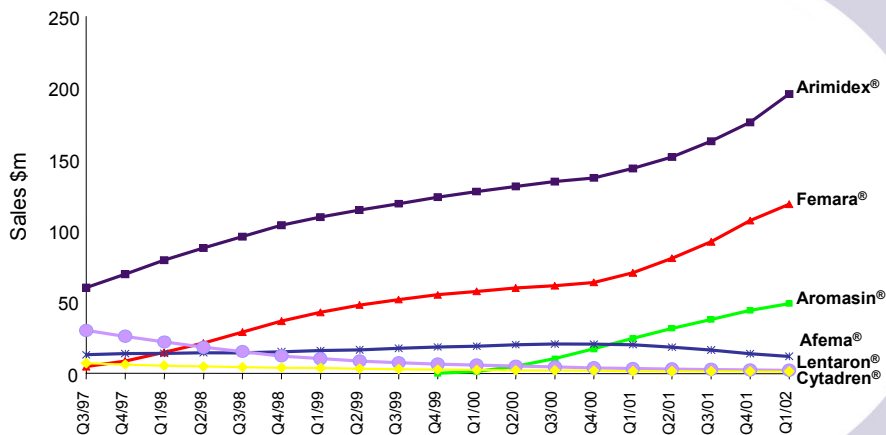


18 July 02 FDA Advisory committee recommends inclusion of CLAIM superiority data in US label

Zomig® Rapimelt® - share of business



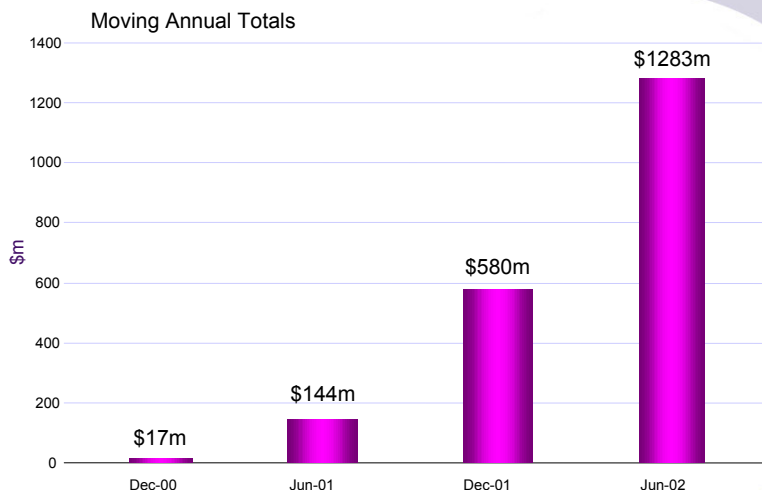
Arimidex® performance



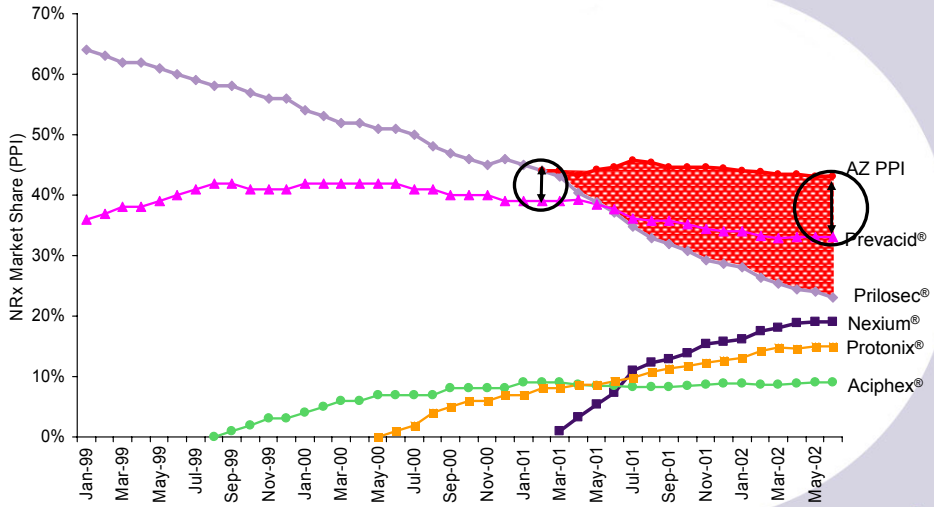
Source: IMS Health MAT Q1 2002



Nexium® now a megabrand

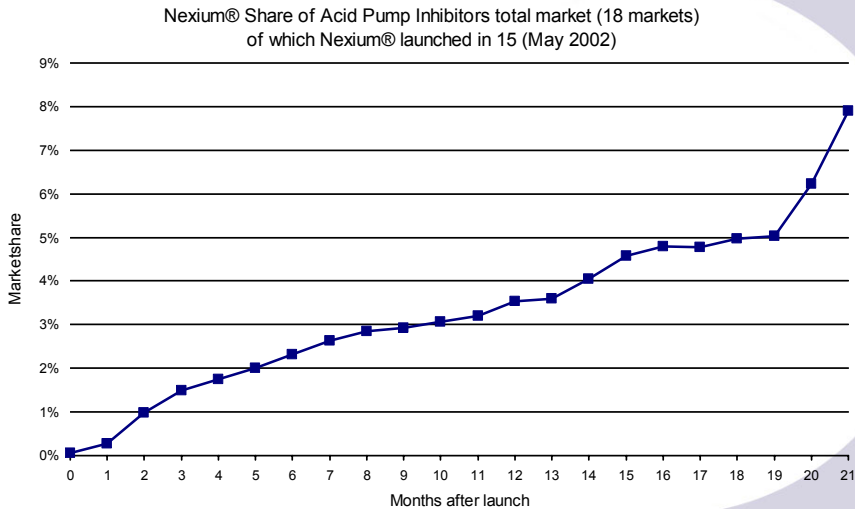


Nexium® NRx Market Share (PPI)



Source: IMS NPA+ (Retail, Mail Order & Long Term Care)

Nexium® market share is increasing on a monthly basis



Source: IMS Health MIDAS & Local data
USD Actual exchange rates

Symbicort® milestones

- 🌀 1H 02 sales \$122m
- 🌀 Market share in 16 Launch countries around 20%
- 🌀 Paediatric approved
- 🌀 COPD filed
- 🌀 US phase III studies initiated

Faslodex™

US launch 21 May

Q2 02 sales \$8m

- 🌀 Pure oestrogen antagonist
- 🌀 Treatment of metastatic BC after disease progression following anti-oestrogen therapy
- 🌀 Monthly IM injection
- 🌀 Patient benefits
- 🌀 Re-enforces leadership in anti-hormonal therapy

Iressa™

- ✦ Approved in Japan 5 July 02
- ✦ Pre-reimbursement sales commenced w/c 15 July 02
- ✦ Submissions
 - ◆ Monotherapy NDA completion in August 02
 - ◆ MAA 4Q 2002 (monotherapy & combination)
 - ◆ sNDA 4Q 2002 (combination)
- ✦ Phase III NSCLC trials ongoing
- ✦ Broad programme in other solid tumours
 - ◆ head and neck
 - ◆ hormone refractory prostate cancer
 - ◆ breast cancer

Crestor™

- ✦ Superior efficacy vs Lipitor® confirmed at EAS meeting July 02
- ✦ NDA filed in Japan 23 April 02
- ✦ Co-marketing agreement in Japan with Shionogi
- ✦ US approvable letter received 5 June 02
- ✦ Meeting with US FDA
- ✦ First EU approval expected by year end

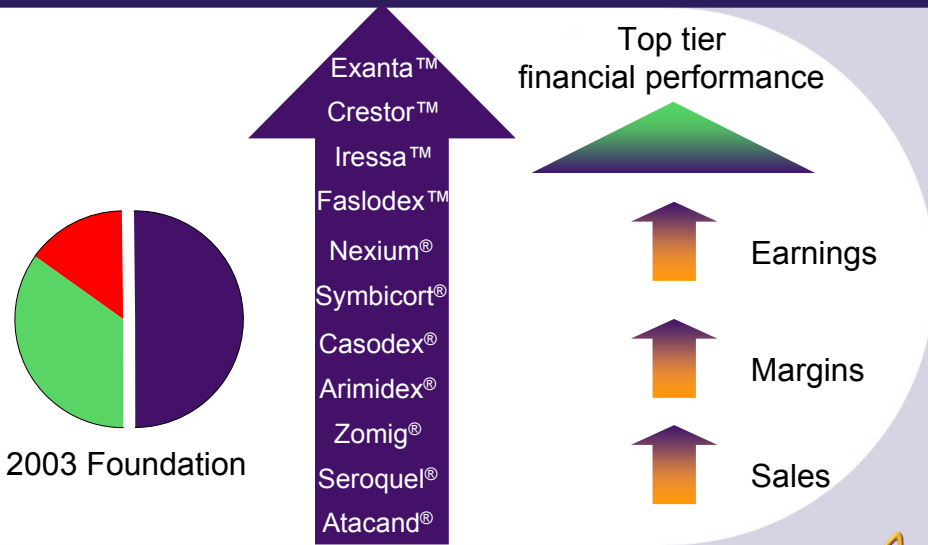
Exanta™

- ◆ First filing for Exanta™ 24 July
 - ◆ first indication for prevention of VTE in orthopaedic surgery
- ◆ EXPRESS data to be presented at the ICT in Oct 02
- ◆ US filing for prevention of VTE in orthopaedic surgery on track for 2003
- ◆ Regulatory programmes for chronic indications progressing well

2002 Outlook

- ◆ Strength of intellectual property
- ◆ Key assumptions unchanged
 - ◆ Q3 generic omeprazole
 - ◆ Zestril® erosion curve
- ◆ Earnings now expected around top of range of \$1.51 to \$1.66
- ◆ Too early to speculate on 2003

2004 and beyond



AstraZeneca



Back-ups

Iressa™ Phase II monotherapy data : IDEAL 1

- ✦ 210 patients with advanced refractory NSCLC
 - ◆ failed on 1 or 2 previous chemotherapy regimens
- ✦ Tumour response rate 18.4% on 250mg
- ✦ Symptom response 40% of all patients
- ✦ Overall disease control rate 52.9%
- ✦ Favourable tolerability profile

Iressa™ Phase II monotherapy data : IDEAL 2

- ✦ 216 patients with advanced refractory NSCLC
 - ◆ failed at least 2, some as many as 5, previous chemotherapy regimens
- ✦ Tumour response rate 11.8% on 250mg
- ✦ Symptom response 43% of all patients – 95% on 250mg
- ✦ Favourable tolerability profile confirmed