



Goldman Sachs Pharma Conference

Jon Symonds, CFO

16 June 2005

Headline results Q1 05

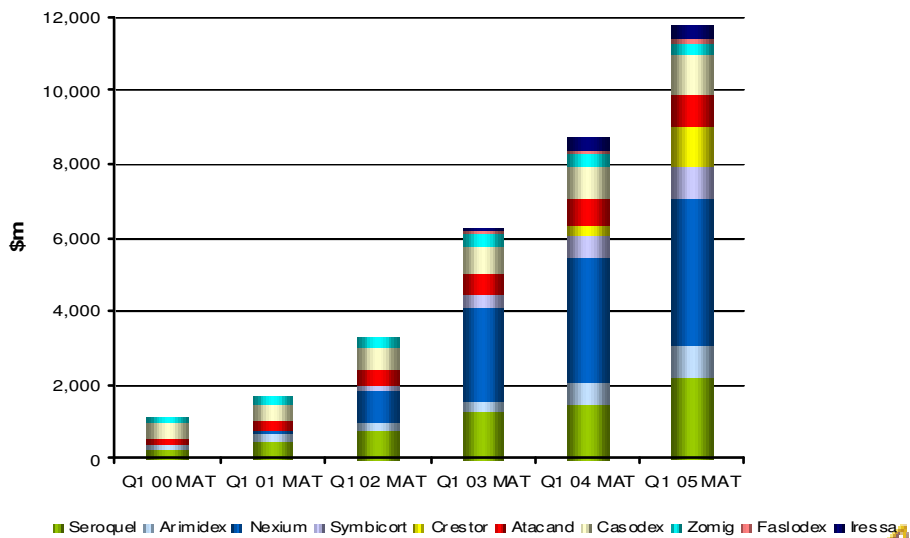
	2005 \$m	2004 \$m	Actual growth	CER growth
Sales	5,743	5,074	+13%	+9%
Operating profit	1,453	1,052	+38%	+34%
EPS	\$0.63	\$0.47	+34%	+33%

Q1 05 sales

	2005 \$m	2004 \$m	CER growth
Growth	3,154	2,519	+21%
Base	1,778	1,616	+6%
Expiry	655	807	-23%

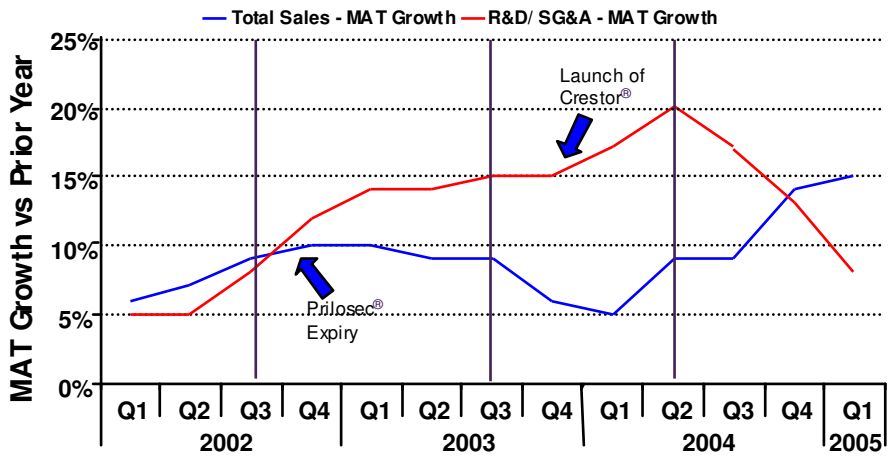
3 AstraZeneca

Strong momentum of growth portfolio



4 AstraZeneca

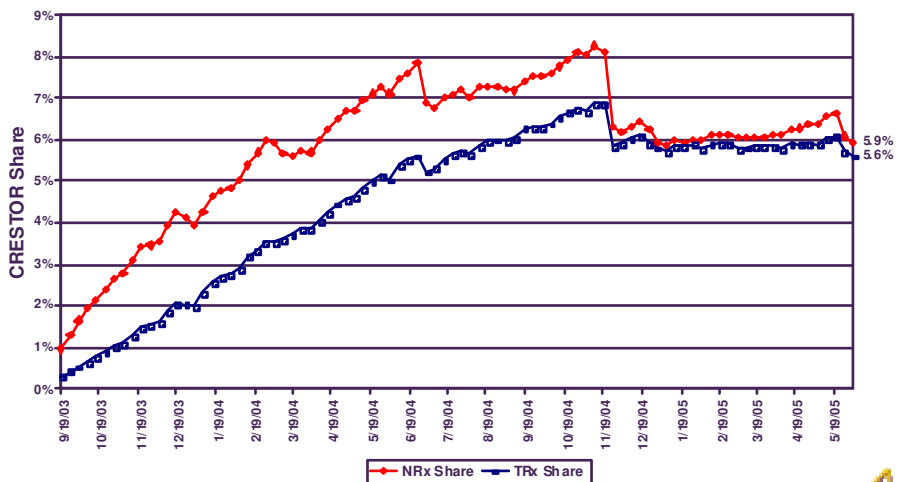
Sales and costs: maintaining the trends Q1 05



5 AstraZeneca

Crestor®: US NRx in statin market

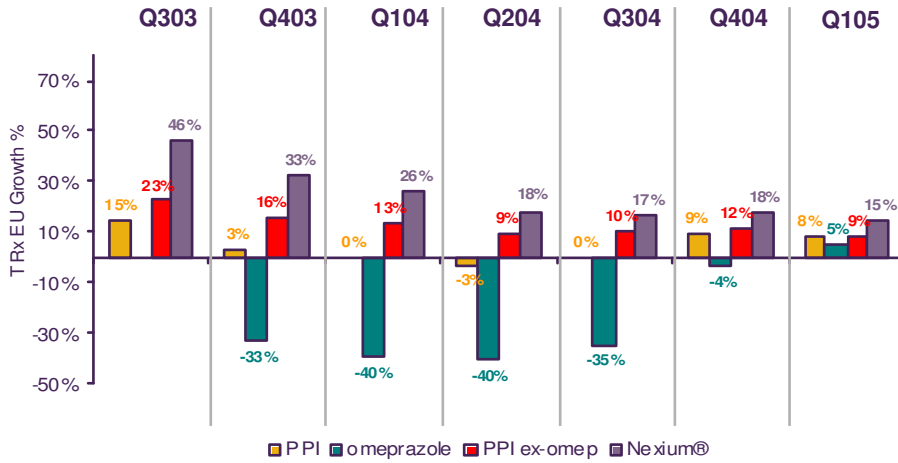
Crestor® NRx/TRx market share since launch



Source: IMS Health NPA+7 Weekly

6 AstraZeneca

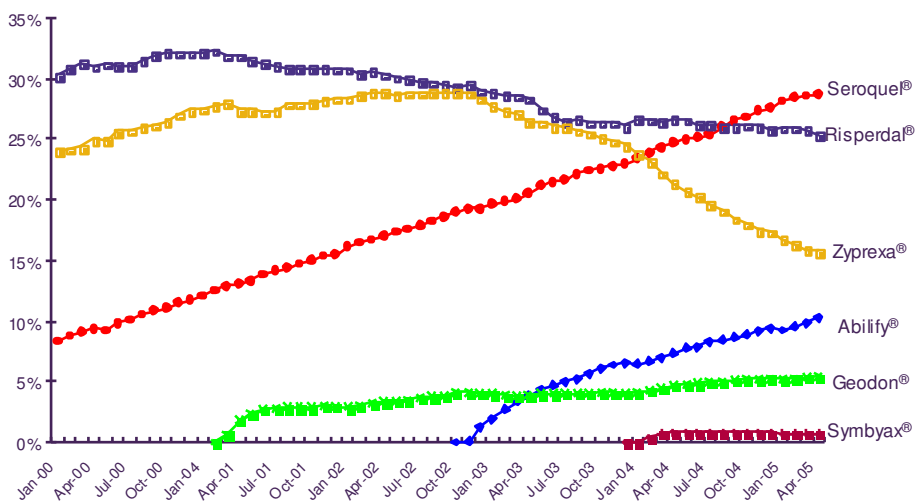
PPI Market - TRx EU growth trends*



*TRx Extended Unit growth rates versus same period in the prior year

7 AstraZeneca

Seroquel®: US NRx in Anti-Psychotic market



Source: IMS Health, IMS (NPA Plus) – Retail, Mail Order, and Long Term Care, April 2005 Data
 Note: IMS has restated history due to the addition of Omnicare to their Long Term Care Channel this month.

8 AstraZeneca

2005 Priorities

- Deliver good earnings growth
 - EPS target \$2.35 - \$2.50
- Drive cash flow returns to shareholders
 - Q1 05 cash flow of \$1322m
- Improve quality of development pipeline
- Pursue all sources of growth for the mid-term

Cautionary Statement Regarding Forward-Looking Statements

In order to utilise the 'Safe Harbor' provisions of the United States Private Securities Litigation Reform Act of 1995, AstraZeneca is providing the following cautionary statement. This presentation contains forward-looking statements with respect to the financial condition, results of operations and businesses of AstraZeneca. By their nature, forward-looking statements and forecasts involve risk and uncertainty because they relate to events and depend on circumstances that will occur in the future. There are a number of factors that could cause actual results and developments to differ materially from that expressed or implied by these forward-looking statements. These factors include, among other things, the loss or expiration of patents, marketing exclusivity or trade marks; exchange rate fluctuations; the risk that R&D will not yield new products that achieve commercial success; the impact of competition; price controls and price reductions; taxation risks; the risk of substantial product liability claims; the impact of any failure by third parties to supply materials or services; the risk of delay to new product launches; the difficulties of obtaining and maintaining governmental approvals for products; and the risk of environmental liabilities.