

October 10, 2014

The Secretary  
Bangalore Stock Exchange Ltd,  
Stock Exchange Tower  
51, 1<sup>st</sup> Cross, J.C road  
Bangalore – 560027

Dear Sir,

**Sub: Clause 35 of the Listing Agreement**

**Ref: Scrip code – BgSE : ASTRAZEN, BSE : 506820, NSE : ASTRAZEN**

Please find enclosed the shareholding Pattern as required under the Clause 35 of the Listing Agreement, for the quarter ended September 30, 2014.

Please take the same on record.

Yours faithfully,

For AstraZeneca Pharma India Limited

  
Anantha Murthy N

Legal Counsel & Company Secretary

Encl: as above

Cc: **BSE Limited**  
Corporate Relationship Dept., 5<sup>th</sup> Floor, New Trading Ring  
Rotunda Building, P J Towers, Dalal Street, Fort,  
Mumbai - 400001

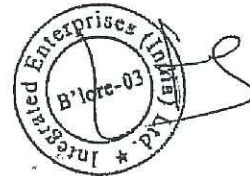
**National Stock Exchange of India Limited**  
Exchange plaza, 5<sup>th</sup> Floor, Plot No.C/1, G Block  
Bandra –Kurla Complex, Bandra (E),  
Mumbai - 400051

Name of the Company	: ASTRAZENECA PHARMA INDIA LIMITED
Scrip Code	: 506820
Name of the Scrip, Class of Security	: ASTRAZEN, Equity
Quarter ended	: 30TH SEPTEMBER 2014

SHAREHOLDING PATTERN IN COMPLIANCE WITH CLAUSE 35 OF THE LISTING AGREEMENT AS ON 30TH SEPTEMBER 2014

1(a) Statement showing Shareholding Pattern


Partly paid-up shares :-	No of partly paid-up shares	As a % of total no. of partly paid-up shares	As a % of total no. of shares of the Company
Held by promoter/promoter group	NIL	NA	NA
Held by Public	NIL	NA	NA
Total(D)	0	0	0
Outstanding convertible securities :-	No of outstanding securities	As a % of total no. of outstanding convertible securities	As a % of total no. of shares of the company, assuming full conversion of the convertible securities
Held by promoter/promoter group	NIL	NA	NA
Held by Public	NIL	NA	NA
Total(E)	0	0	0
Warrants :-	No of warrants	As a % of total no. of warrants	As a % of total no. of shares of the Company, assuming full
Held by promoter/promoter group	NIL	NA	NA
Held by Public	NIL	NA	NA
Total(F)	0	0	0
Total paid-up capital of the company, assuming full conversion of warrants and convertible securities (A+B+C)+(D+E+F)	25,000,000	0	100.00



Category Code	Category of shareholder	Total Number of shareholders	Total number of shares	Number of shares held in dematerialized form	Total shareholding as a percentage of total number of shares		Shares pledged or otherwise encumbered	
					As a percentage of (A+B)1	As a percentage of (A+B+C)	Number of shares	As a percentage (IX=(VIII)/(IV)*100
(I)	(II)	(III)	(IV)	(V)	(VI)	(VII)	(VIII)	(IX=(VIII)/(IV)*100
(A)	Shareholding of Promoter and Promoter Group[2]							
(1)	Indian							
(a)	Individuals/ Hindu Undivided Family	-	-	-	-	-	-	-
(b)	Central Government/ State Government(s)	-	-	-	-	-	-	-
(c)	Bodies Corporate	-	-	-	-	-	0	-
(d)	Financial Institutions/ Banks	-	-	-	-	-	-	-
(e)	Any Other (specify)	-	-	-	-	-	-	-
	Sub-Total (A)(1)	0	0	0	0.00	0.00	0	-
(2)	Foreign							
(a)	Individuals (Non-Resident Individuals/ Foreign Individuals)	-	-	-	-	-	-	-
(b)	Bodies Corporate	1	18,750,000	18,750,000	75.00	75.00	-	-
(c)	Institutions	-	-	-	-	-	-	-
(d)	Qualified Foreign Investor	-	-	-	-	-	-	-
(e)	Any Other (specify)	-	-	-	-	-	-	-
	Sub-Total (A)(2)	1	18,750,000	18,750,000	75.00	75.00	-	-
	Total Shareholding of Promoter and Promoter Group (A)= (A)(1)+(A)(2)	1	18,750,000	18,750,000	75.00	75.00	-	0.00
(B)	Public shareholding[3]							
(1)	Institutions							
(a)	Mutual Funds/ UTI	3	58,896	58,896	0.24	0.24		
(b)	Financial Institutions/ Banks	4	9,554	9,429	0.04	0.04		
(c)	Central Government/ State Government(s)	-	-	-	-	-		
(d)	Venture Capital Funds	-	-	-	-	-		
(e)	Insurance Companies	-	-	-	-	-		
(f)	Foreign Institutional Investors	18	3,914,831	3,914,831	15.66	15.66		
(g)	Foreign Venture Capital Investors	-	-	-	-	-		
(h)	Qualified Foreign Investor	-	-	-	-	-		
(i)	Any Other (specify)	-	-	-	-	-		
	Sub-Total (B)(1)	25	3,983,281	3,983,156	15.92	15.92		
(2)	Non-Institutions							
(a)	Bodies Corporate	416	306,026	305,151	1.22	1.22		
(b)	Individuals -							
	i. Individual shareholders holding nominal share capital up to Rs. 1 lakh.	12,082	1,841,037	1,378,634	7.36	7.36		
	ii. Individual shareholders holding nominal share capital in excess of Rs. 1 lakh.	1	51,540	51,540	0.25	0.25		
(d)	Qualified Foreign Investor	-	-	-	-	-		
(e)	Any Other (specify)	-	-	-	-	-		
	Trust	2	300	300	0.00	0.00		
	NRI	181	35482	34232	0.14	0.14		
	Clearing Member	148	22334	22334	0.09	0.09		
	Sub-Total (B)(2)	12,830	2,266,719	1,802,191	9.07	9.07		
	Total Public Shareholding (B)= (B)(1)+(B)(2)	12,855	6,250,000	5,785,347	24.99	24.99		
	TOTAL (A)+(B)	12,856	25,000,000	24,535,347	100.00	100.00	0	0.00
(C)	Shares held by Custodians and against which Depository Receipts have been Issued							
1	Promoter and Promoter Group	-	-	-	-	-	-	-
2	Public	-	-	-	-	-	-	-
	Sub-Total (C)	-	-	-	-	-	-	-
	GRAND TOTAL (A)+(B)+(C)	12,856	25,000,000	24,535,347	100.00	100.00	0	0.00


NOT APPLICABLE

NOT APPLICABLE



(i) (b) Statement showing holding of securities (including shares, warrants, convertible securities) of persons belonging to the category "Promoter and Promoter Group"

Sr. No.	Name of the shareholder	Details of Shares held		Encumbered shares (*)		Details of warrants		Details of convertible securities		Total shares (including underlying shares assuming full conversion of warrants and convertible securities) as a % of diluted share capital		
		No. of Shares held	As a % of grand total (A)+(B)+(C)	No.	As a percentage (V)=(V)/(III)*100	As a % of grand total (A)+(B)+(C) of sub clause (I)(a)	Number of warrants held	As a % total number of warrants of the same class	Number of convertible securities held		As a % total number of convertible securities of the same class	
(i)	(ii)	(iii)	(iv)	(v)	(V)=(V)/(III)*100	(vi)	(vii)	(viii)	(ix)	(x)	(xi)	(xii)
1.	Astra Pharmaceuticals AB, Sweden (Renamed as AstraZeneca Pharmaceuticals AB, Sweden)	18750000	75.00	0	0.00		0.00	-	-	-	-	-
	Total	18750000	75.00	0	0.00		0.00	-	-	-	-	-






(l)(c) (i) Statement showing holding of securities (including shares, warrants, convertible securities) of persons belonging to the category "Public" and holding more than 1% of the total number of shares

Sr. No.	Name of the shareholder	Number of shares held	Shares as a percentage of total number of shares (i.e., Grand Total (A)+(B)+(C) Indicated in Statement at para (l)(a) above)	Details of warrants		Details of convertible securities		Total shares (including underlying shares assuming full conversion of warrants and convertible securities) as a % of diluted share capital
				Number of warrants held	As a % total number of warrants of the same class	Number of convertible securities held	% w.e.t total number of convertible securities of the same class	
1.	MORGAN STANLEY ASIA (SINGAPORE) PTE.	943037	3.77	-	-	-	-	-
2.	DB INTERNATIONAL (ASIA) LTD	787346	3.15	-	-	-	-	-
3.	SUFFOLK (MAURITIUS) LIMITED	713620	2.85	-	-	-	-	-
4.	BNP PARIBAS ARBITRAGE	599832	2.40	-	-	-	-	-
5.	MANSFIELD (MAURITIUS) LIMITED	432343	1.73	-	-	-	-	-
6.	MERRILL LYNCH CAPITAL MARKETS ESPANA S.A. S.V.	403857	1.62	-	-	-	-	-
	<b>Total</b>	<b>3880036</b>	<b>15.52</b>	<b>-</b>	<b>-</b>	<b>-</b>	<b>-</b>	<b>-</b>

(l)(c) (ii) Statement showing holding of securities (including shares, warrants, convertible securities) of persons (together with PAC) belonging to the category "Public" and holding more than 5% of the total number of shares of the company

Sr. No.	Name(s) of the shareholder(s) and the Persons Acting in Concert (PAC) with them	Number of shares	Shares as a percentage of total number of shares (i.e., Grand Total (A)+(B)+(C) Indicated in Statement at para (l)(a) above)	Details of warrants		Details of convertible securities		Total shares (including underlying shares assuming full conversion of warrants and convertible securities) as a % of diluted share capital
				Number of warrants	As a % total number of warrants of the same class	Number of convertible securities held	% w.e.t total number of convertible securities of the same class	
	NIL	NIL	NIL	-	-	-	-	-
	<b>Total</b>	<b>0</b>	<b>0.00</b>	<b>-</b>	<b>-</b>	<b>-</b>	<b>-</b>	<b>-</b>



(I)(d) Statement showing details of locked-in shares

Sr. No.	Name of the shareholder	Number of locked-in shares	Locked-in shares as a percentage of total number of shares (i.e., Grand Total (A)+(B)+(C) Indicated in Statement at para (I)(a) above)	Promoter / Promoter Group / Public
	NIL	NIL	NIL	NIL

(II)(a) Statement showing details of Depository Receipts (DRs)

Sr. No.	Type of outstanding DR (ADRs, GDRs, SDRs, etc.)	Number of outstanding DRs	Number of shares underlying outstanding DRs	Shares underlying outstanding DRs as a percentage of total number of shares (i.e., Grand Total (A)+(B)+(C) indicated in Statement at para (I)(a) above)
	NIL	NIL	NIL	NIL

(II)(b) Statement showing Holding of Depository Receipts (DRs), where underlying shares held by 'promoter / promoter group' are in excess of 1% of the total number of shares

Sr. No.	Name of the DR Holder	Type of outstanding DR (ADRs, GDRs, SDRs, etc.)	Number of shares underlying outstanding DRs	Shares underlying outstanding DRs as a percentage of total number of shares (i.e., Grand Total (A)+(B)+(C) indicated in Statement at para (I)(a) above)
	NIL	NIL	NIL	NIL

